
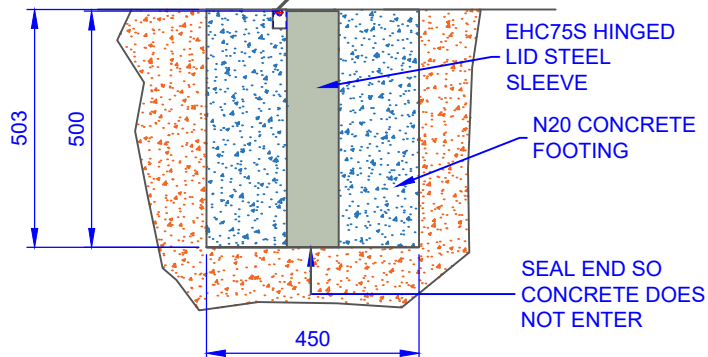


ASSEMBLY INSTRUCTIONS

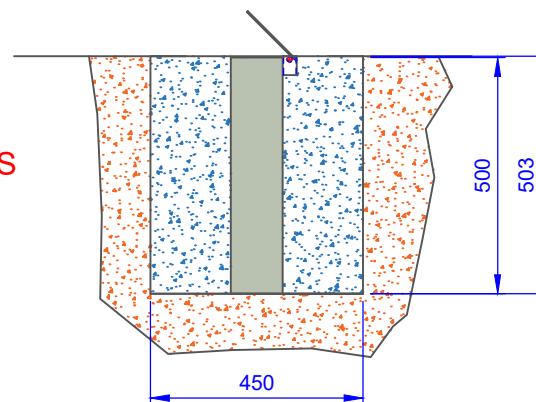


NOTE: GROUND SLEEVE TO BE SET WITH 1 DEGREE OUTWARD ANGLE

NOTE: THE SLEEVE SHOULD BE SET 3MM BELOW SURFACE LEVEL TO ALLOW THE LID TO SIT FLUSH WITH THE SURFACE.



TENNIS POSTS FOOTING



COMPONENTS

QTY	ITEM
2	EHC75s STEEL SLEEVE WITH HINGED LID COVER
-	-
-	-
-	-
-	-
-	-
-	-
-	-
-	-
-	-
-	-
-	-
-	-

TITLE: EHC75s HINGED LID COVER

DRAWING NUMBER: EHC75s ASSEMBLY

WEIGHT: - CUBIC MEASURE: -



Oz Ring Pty Ltd
 Trading as:
Play Hard Sports Equipment
 ABN 79 066 094 559
 24 Ern Harley Drive
 Burleigh Heads Qld 4220
 Phone: (07) 5593 4494
 Fax: (07) 5593 4338
 Website: www.playhardsports.com.au
 Email: email@playhardsports.com.au